

Process of Payment of Application Cost for Vacational Training in BHEL - Jhansi

Please Read the Instructions Very Carefully

Go to <https://www.onlinesbi.com/> and select SB Collect:-

The screenshot shows the top navigation bar of the SBI website with 'SB Collect' highlighted in a red circle. Below the navigation bar is a disclaimer: 'SBI never asks for confidential information such as PIN and OTP from customers. Any such call can be made only by a fraudster. Please do not share personal info.' The main content area is divided into two sections: 'PERSONAL BANKING' and 'CORPORATE BANKING'. The 'PERSONAL BANKING' section includes a 'LOGIN' button, a 'yono' logo, and links for 'New User Registration / Activation', 'How Do I', and 'Customer Care'. The 'CORPORATE BANKING' section includes a 'Select' dropdown menu, a 'LOGIN' button, and links for 'New User Registration' and 'How Do I'.

Following screen will appear :-

The screenshot shows the State Bank of India State Bank Collect portal. The header includes the SBI logo and the text 'भारतीय स्टेट बैंक State Bank of India The Banker to Every Indian'. The main banner features a globe, a laptop displaying 'PAYMENT ONLINE', and the text 'STATE BANK COLLECT A MULTI-MODAL PAYMENT PORTAL'. Below the banner is a 'DISCLAIMER CLAUSE' section with a link to view the disclaimer in Hindi. The 'Terms Used' section lists several conditions, including: 'Corporate Customer: Firm/Company/Institution (F/C/I) collecting payment from their beneficiaries', 'User: The beneficiary making a payment to F/C/I for the services/goods availed', and 'Bank shall not be responsible, in any way, for the quality or merchantability of any product/merchandise or any of the services related thereto, whatsoever, offered to the User by the Corporate Customer'. A red circle highlights a checkbox labeled 'I have read and accepted the terms (Click on Check Box to proceed for pay)'. A red arrow points to the 'Proceed' button. A text box with the instruction 'Just select the check box & proceed' is overlaid on the page.

Following screen will appear, where state is to be selected "Uttar Pradesh" & Type "PSU" then "Go":-

State Bank Collect

Select State and Type of Corporate / Institution

State of Corporate / Institution *

Type of Corporate / Institution *

Go

After the same, following screen will appear for selection of Industry from drop down menu where “**Bharat Heavy Electricals Ltd**” needs to be selected and then click “submit”:-

State Bank Collect - State Bank Mops

State Bank Collect / State Bank Collect

State Bank Collect

Select from PSU - PUBLIC SECTOR UNDERTAKING

PSU - PUBLIC SECTOR UNDERTAKING Name *


-- Select PSU - PUBLIC SECTOR UNDERTAKING --

BHARAT HEAVY ELECTRICALS LTD

Mandatory fields are marked with an asterisk (*)

Then Payment Category “**Application cost Vocational Training in BHEL Jhansi**”:-

State Bank Collect

 **BHARAT HEAVY ELECTRICALS LTD**
BHEL HOUSE, SIRI FORT, NEW DELHI-110003

Provide details of payment

Select Payment Category *

-- Select Category --

Application Cost Vocational Training BHEL Jhansi

VT Fee BHEL Jhansi

Mandatory fields are marked with an asterisk (*)

The payment structure document if available will

Date specified(if any) should be in the format of

After selection of the same, following form will appear:-

Select Payment Category *

Application Cost Vacational 1 ▾

S. No. to be filled by HRDC

NAME OF APPLICANT *

FATHER NAME *

MOBILE NO *

NAME AND ADDRESS OF INSTITUTE *

COURSE AND BRANCH *

BHEL Jhansi GSTN *

09AAACB4146P2ZC

APPLICATION FEE *

100

Fixed:Rs.100

CGST *

9

Fixed:Rs.9

SGST *

9

Fixed:Rs.9

Remarks

- In case of any problem, please contact at dr.aftab@bhel.in and akagnihotri@bhel.in.
- Those who are applying for training in BHEL Jhansi should make payment here as the amount paid is non-refundable.

Please enter your Name, Date of Birth (For Personal Banking) / Incorporation (For Corporate Banking) & Mobile Number. This is required to reprint your e-receipt / remittance(PAP) form, if the need arises.

Name *

Date Of Birth / Incorporation *

Mobile Number *

Enter the text as shown in the image *

The Name below, Date of birth and mobile no. is required to re-print the Receipt from payment history, if not generated after payment.


Submit

Reset


Back

After filling the form, click on “submit”, and then confirm details after verification. After confirming, following page will appear: -

Net Banking




State Bank of India
Bank Charges: Rs 0.0
[Click Here](#)




Other Banks Internet Banking
Bank Charges: Rs 17.7
[Click Here](#)

Card Payments


This payment mode is not available between 23:30 hours IST and 00:30 hours IST



State Bank ATM-cum-Debit Card
Bank Charges: Rs 0.0
[Click Here](#)




Other Banks Debit Cards
Bank Charges: Rs 0.0
[Click Here](#)




Credit Cards
Bank Charges: Rs 12.98
[Click Here](#)

Other Payments Modes




SBI Branch
Bank Charges: Rs 59.0
[Click Here](#)



NEFT/RTGS
Bank Charges: Rs 15.0
[Click Here](#)

UPI is not available between 22:30 hours IST and 23:30 hours IST



UPI
Bank Charges: Rs 11.8
[Click Here](#)

Follow the instruction and wait until payment is made.

Following screen will appear for UPI payment mode:-

State Bank Collect

UPI Payment Remittance Details

Sbcollect Reference Number: DUB1992292

Transaction Amount: 129.80

VPA
 QR code

Virtual Payment Address(VPA) *

Following is next screen after entering VPA:-

Please note this transaction number for future reference: DUB1992292

Transaction Status : Collect request initiated successfully.

Time Left
04:24

This transaction request will expire after 5 minutes. Within the period please provide approval in the SBI Pay App. Please check the transaction status in "Payment History" link after approving the transaction request.

Payment Details :

SBCollect Reference Number	DUB1992292
Category	Application Cost Vacational Training BHEL Jhansi
NAME OF APPLICANT	ABC
FATHER NAME	XYZ
MOBILE NO	9453039773
NAME AND ADDRESS OF INSTITUTE	ICAI
COURSE AND BRANCH	CA
BHEL Jhansi GSTN	09AAACB4146P2ZC
APPLICATION FEE	100
CGST	9
SGST	9
Transaction Charge	INR 11.80
Total Amount	INR 129.80
Remarks	

Multiple payment option will appear. Payment can be made through Internet banking of SBI or any other bank, through Credit Card or UPI.

After successful payment, a 10 digit Alpha numeric code will be generated, normally called as “DU” reference no. of Bank. Sample bank ref. no. will be “DU66934677”. The generated receipt would be as below:-

e-Receipt for State Bank Collect Payment	
SBCollect Reference Number	DU86110291
Category	
NAME	
FATHER NAME	
INSTITUTION/COLLEGE	

Process of Regeneration of Receipt

Go to “State Bank Collect” & select **Payment History** using link below:-
<https://www.onlinesbi.com/sbicollect/sbclink/paymenthistory.htm>
Do not select “Reprint Remittance Form”

Select a date range to view details of previous payments (OR)

Date of Birth *

(Date provided at the time of making payment)

Mobile Number *

(Mobile Number provided at the time of making payment)

Start Date *

End Date *

Enter the INB Reference Number (Starting with 'DU') & DOB/Mobile Number to view a specific payment

DU Reference Number *

(As appearing in your pass book/statement in the narration pertaining to the transaction)

Date of Birth *

(Date provided at the time of making payment)

(OR)

Mobile Number *

(Mobile Number provided at the time of making payment)

Enter the text as shown in the image *

D09DA

Go

Enter date of birth & mobile no. as you have entered in Reprint Receipt details of form at the end.

Enter DU ref. no. if known & date of birth/mobile no. as you have entered in Reprint Receipt details of form at the end.

Choose any of above options and regenerate receipt if payment deducted from account. Wait for one or two working days for regenerating receipt.